



碧云天生物技术/Beyotime Biotechnology  
 订货热线: 400-1683301或800-8283301  
 订货e-mail: order@beyotime.com  
 技术咨询: info@beyotime.com  
 网址: http://www.beyotime.com

## β-Actin Mouse Monoclonal Antibody

| 产品编号   | 产品名称                              | 包装    |
|--------|-----------------------------------|-------|
| AF0003 | β-Actin Mouse Monoclonal Antibody | 100μl |

### 产品简介:

| 来源    | 用途           | 交叉反应性   | 分子量   |
|-------|--------------|---------|-------|
| Mouse | WB, ICC, IHC | H, M, R | 43KDa |

WB, Western blot; IP, Immunoprecipitation; IF, Immunofluorescence; IHC, Immunohistochemistry; ICC, Immunocytochemistry; FC, Flow Cytometry; ELISA, Enzyme-linked Immunosorbent Assay; ChIP, Chromatin Immunoprecipitation Assay.

H, Human; M, Mouse; R, Rat; C, Chicken; Cw, Cow; Dg, Dog; Gp, Guinea pig; Hm, Hamster; Hr, Horse; Mk, Monkey; Pg, Pig; Rb, Rabbit; S, Sheep; Z, Zebrafish; All, all species expected.

- 配套提供了Western一抗稀释液, 可以用于Western检测或其它适当用途时的一抗稀释。
- 建议抗体使用时的稀释比例如下(实际使用时需根据抗原水平的高低作适当调整):

| WB     | IP | IF   | IHC  | ICC  | FC | ELISA | ChIP |
|--------|----|------|------|------|----|-------|------|
| 1:1000 | -  | 1:20 | 1:20 | 1:20 | -  | -     | -    |

- 抗体详细信息如下:

| About this Antibody |  |
|---------------------|--|
| Name                | β-Actin Mouse Monoclonal Antibody  |
| Category            | Monoclonal antibody (mAb); Primary antibody  |
| Isotype             | IgG1   |
| Purification        | Affinity chromatography  |
| About the Immunogen |  |
| Immunogen           | synthetic peptide (KLH-coupled)  |
| Gene ID             | 60/11461/81822   |
| SwissProt           | P60709/P60710/P60711   |
| Synonyms            | BRWS1; PS1TP5BP1   |
| Category            | Cytoskeletal Signaling   |
| Background          | Beta actin also know as Cytoplasmic Actin is a 43 kDa, highly conserved protein, ubiquitously expressed in all eukaryotic cells. They comprise, along with microtubules, a major component of the cytoskeleton. β-Actin is a relatively stable cytoskeletal protein normally at a constant level in cells, regardless of experimental treatment or technical procedure. For this reason, measurement of β-Actin is generally used as an internal control for experimental error. |

### 包装清单:

| 产品编号   | 产品名称                              | 包装    |
|--------|-----------------------------------|-------|
| AF0003 | β-Actin Mouse Monoclonal Antibody | 100μl |
| AZ100  | Western一抗稀释液                      | 100ml |
| -      | 说明书                               | 1份    |

### 保存条件:

β-Actin Mouse Monoclonal Antibody -20°C保存, Western一抗稀释液-20°C或4°C保存, 一年有效。Western一抗稀释液优先推荐4°C保存, 长期不使用可以考虑-20°C保存, 但冻融可能会导致出现轻微的浑浊和少量不溶物。

### 注意事项:

- 如果本抗体用于Western blot (WB)、免疫荧光(IF)、免疫细胞化学(ICC)等实验, 请注意回收使用过的稀释抗体。回收的抗体通常至少可以重复使用5-10次。稀释后的抗体, 包括已经使用过的稀释抗体, 请4°C保存。

- 回收后重复使用的抗体，使用方法同新鲜稀释的抗体。如果在重复使用过程中发现抗体出现轻微混浊现象，可以10,000g离心1-3分钟，取上清用于后续检测。如果回收的抗体出现明显的絮状物或长霉长菌等情况，则可以考虑废弃该抗体。
- 提供的Western一抗稀释液也可以用于免疫荧光(IF)、免疫组化(IHC)、免疫细胞化学(ICC)等适当用途。如果希望获得最佳的检测效果，请考虑使用上述检测专用的一抗稀释液。
- 本产品仅限于专业人员的科学研究用，不得用于临床诊断或治疗，不得用于食品或药品，不得存放于普通住宅内。
- 为了您的安全和健康，请穿实验服并戴一次性手套操作。

## 使用说明：

请根据抗体的实际用途选择相应的使用方法。

### 1. Western检测：

- 按照推荐的稀释比例用碧云天提供的Western一抗稀释液稀释抗体。
- 把经过封闭的蛋白膜与稀释好的一抗4°C缓慢摇动过夜或室温缓慢摇动2小时，确保稀释的抗体至少能在摇动的瞬间覆盖蛋白膜。
- 回收稀释的一抗，4°C保存以备下次继续使用。
- 按照Western的实验步骤进行后续的洗涤、二抗孵育、洗涤和检测等操作。具体操作可以参考如下网页：  
<http://www.beyotime.com/support/western.htm>

### 2. 免疫染色：

可以使用碧云天生产的免疫染色一抗稀释液(P0103)稀释抗体，使用后注意回收稀释好的一抗，具体操作可以参考如下网页：  
<http://www.beyotime.com/support/immunol-staining.htm>

### 3. 其它实验操作请自行参考适当的protocol进行。

### 4. 代表性图片：




Fig. 1. Western blot analysis on HeLa (A), NIH/3T3 (B) and PC12 (C) cell lysates using  $\beta$ -actin mouse monoclonal antibody (AF003).

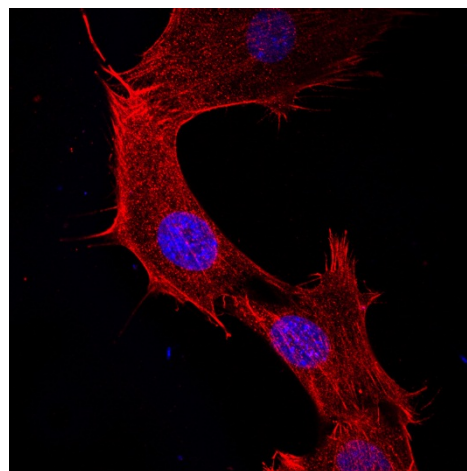


Fig. 2. Immunofluorescent staining of NIH/3T3 cells using  $\beta$ -actin mouse monoclonal antibody (AF0003). Nucleus (blue) were stained with DAPI.

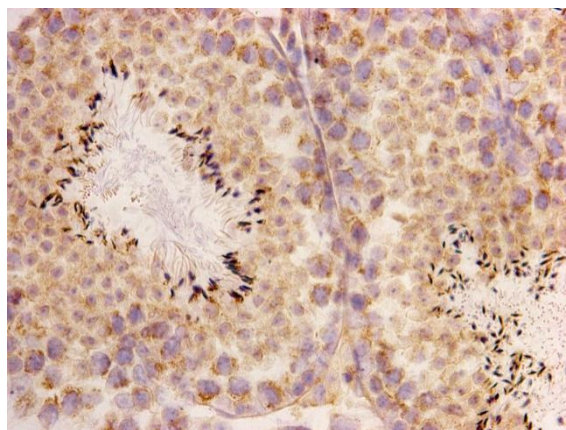


Fig. 3. Immunohistochemical analysis of paraffin-embedded mouse testis tissue using  $\beta$ -actin mouse monoclonal antibody (AF0003).

## 相关产品：

| 产品编号    | 产品名称                           | 包装       |
|---------|--------------------------------|----------|
| P0006   | Bradford蛋白浓度测定试剂盒              | 1000次    |
| P0010   | BCA蛋白浓度测定试剂盒(增强型)              | 500次     |
| P0012   | BCA蛋白浓度测定试剂盒                   | 500次     |
| P0012A  | SDS-PAGE凝胶配制试剂盒                | 1盒       |
| P0012AC | SDS-PAGE凝胶快速配制试剂盒              | 1盒       |
| P0013   | Western及IP细胞裂解液                | 100ml    |
| P0013B  | RIPA裂解液(强)                     | 100ml    |
| P0014B  | SDS-PAGE电泳液                    | 10×1L    |
| P0015   | SDS-PAGE蛋白上样缓冲液(5X)            | 2ml      |
| P0018   | BeyoECL Plus(超敏ECL化学发光试剂盒)     | 共100ml   |
| P0018A  | BeyoECL Star(特超敏ECL化学发光试剂盒)    | 共100ml   |
| P0020   | 显影定影试剂盒                        | 各1升      |
| P0021B  | Western转膜液                     | 10×1L    |
| P0023A  | Western一抗稀释液                   | 100ml    |
| P0023B  | Western封闭液                     | 100ml    |
| P0023C6 | Western洗涤液(10X)                | 10×100ml |
| P0023D  | Western二抗稀释液                   | 100ml    |
| P0025   | Western一抗二抗去除液                 | 250ml    |
| P0252   | QuickBlock™ Western封闭液         | 100ml    |
| P0256   | QuickBlock™ Western一抗稀释液       | 100ml    |
| P0258   | QuickBlock™ Western二抗稀释液       | 100ml    |
| P0066   | 预染蛋白质分子量标准                     | 200μl    |
| P0068   | 彩色预染蛋白质分子量标准                   | 200μl    |
| P0071   | BeyoColor™彩色预染蛋白质分子量标准         | 200μl    |
| P0098   | 免疫染色固定液                        | 100ml    |
| P0102   | 免疫染色封闭液                        | 100ml    |
| P0103   | 免疫染色一抗稀释液                      | 100ml    |
| P0106L  | 免疫染色洗涤液(10X)                   | 10×100ml |
| P0108   | 免疫荧光染色二抗稀释液                    | 100ml    |
| P0110   | 免疫染色(非荧光)二抗稀释液                 | 100ml    |
| P0260   | QuickBlock™免疫染色封闭液             | 100ml    |
| P0262   | QuickBlock™免疫染色一抗稀释液           | 100ml    |
| P0265   | QuickBlock™免疫荧光染色二抗稀释液         | 100ml    |
| P0267   | QuickBlock™免疫组化染色二抗稀释液         | 100ml    |
| P0126   | 抗荧光淬灭封片液                       | 5ml      |
| FFP24   | PVDF膜(进口分装, 6.6×8.5cm, 0.2μm)  | 20张/包装   |
| FFP32   | PVDF膜(进口原装, 6.6×8.5cm, 0.45μm) | 20张/包装   |
| FFP51   | 转印滤纸(7.5×10cm)                 | 100片/包装  |
| FF057   | X-OMAT BT胶片(原柯达, 5×7英寸)        | 100张/盒   |
| FFC58   | 压片暗盒(5×7英寸)                    | 1个       |

## 使用本产品的文献:

- Xie B, Wu J, Li Y, Wu X, Zeng Z, Zhou C, Xu D, Wu L. Geniposide Alleviates Glucocorticoid-Induced Inhibition of Osteogenic Differentiation in MC3T3-E1 Cells by ERK Pathway. *Front Pharmacol.* 10:411.
- Zhang L, Li HX, Pan WS, Khan FU, Qian C, Qi-Li FR, Xu X. Novel hepatoprotective role of Leonurine hydrochloride against experimental non-alcoholic steatohepatitis mediated via AMPK/SREBP1 signaling pathway. *Biomed Pharmacother.* 110:571-581.
- Bao Z, Fan L, Zhao L, Xu X, Liu Y, Chao H, Liu N, You Y, Liu Y, Wang X, Ji J. Silencing of A20 Aggravates Neuronal Death and Inflammation After Traumatic Brain Injury: A Potential Trigger of Necroptosis. *Front Mol Neurosci.* 12:222.
- Wang F, Ren XF, Chen Z, Li XL, Zhu HJ, Li S, Ou XH, Zhang C, Zhang FX, Zhu BC. The N-terminal His-tag affects the triglyceride lipase activity of hormone-sensitive lipase in testis. *J Cell Biochem.* 120(8):13706-13716.
- Cai L, Qi B, Wu X, Peng S, Zhou G, Wei Y, Xu J, Chen S, Liu S. Circular RNA Ttc3 regulates cardiac function after myocardial infarction by sponging miR-15b. *J Mol Cell Cardiol.* 130:10-22.
- Liu W, Zhang L, Wang J, Wang X, Sun H. Analysis of the inhibitory effects of miR-124 and miR-152 on human epithelial ovarian cancer xenografts in a nude mouse model. *Oncol Lett.* 17(1):348-354.
- Wang F, Li Z, Sun B. miR-544 inhibits the migration and invasion of anaplastic thyroid cancer by targeting Yin Yang-1. *Oncol Lett.* 17(3):2983-2992.
- Chu J. MicroRNA-589 serves as a tumor suppressor microRNA through directly

- targeting metastasis-associated protein 2 in breast cancer. *Oncol Lett.* 18(3):2232-2239.
9. Wei X, Luo D, Yan Y, Yu H, Sun L, Wang C, Song F, Ge H, Qian H, Li X, Tang X, Liu P. Kojic acid inhibits senescence of human corneal endothelial cells via NF- $\kappa$ B and p21 signaling pathways. *Exp Eye Res.* 180:174-183.
  10. He J, Mu M, Wang H, Ma H, Tang X, Fang Q, Guo S, Song C. Upregulated IGF-1 in the lungs of asthmatic mice originates from alveolar macrophages. *Mol Med Rep.* 19(2):1266-1271.
  11. Sun J, Lu Y, Yu C, Xu T, Nie G, Miao B, Zhang X. Involvement of the TGF- $\beta$ 1 pathway in caveolin-1-associated regulation of head and neck tumor cell metastasis. *Oncol Lett.* 19(2):1298-1304.
  12. Mao J, Yi M, Tao Y, Huang Y, Chen M. Costunolide isolated from *Vladimiria souliei* inhibits the proliferation and induces the apoptosis of HepG2 cells. *Mol Med Rep.* 19(2):1372-1379.
  13. Chu HR, Sun YC, Gao Y, Guan XM, Yan H, Cui XD, Zhang XY, Li X, Li H, Cheng M. Function of Krüppel-like factor 2 in the shear stress-induced cell differentiation of endothelial progenitor cells to endothelial cells. *Mol Med Rep.* 19(3):1739-1746.
  14. Wang Z, Bi B, Song H, Liu L, Zheng H, Wang S, Shen Z. Proliferation of human hepatocellular carcinoma cells from surgically resected specimens under conditionally reprogrammed culture. *Mol Med Rep.* 19(6):4623-4630.
  15. Man X, Yang L, Liu S, Yang L, Li M, Fu Q. Arbutin promotes MC3T3-E1 mouse osteoblast precursor cell proliferation and differentiation via the Wnt/ $\beta$ -catenin signaling pathway. *Mol Med Rep.* 19(6):4637-4644.
  16. Cheng D, Zhang X, Tang J, Kong Y, Wang X, Wang S. Chlorogenic acid protects against aluminum toxicity via MAPK/Akt signaling pathway in murine RAW264.7 macrophages. *J Inorg Biochem.* 190:113-120.
  17. Mu M, Wu F, He J, Tang X, Ma H, Guo S, Song C. Insulin-like growth factor 1 inhibits phagocytosis of alveolar epithelial cells in asthmatic mice. *Mol Med Rep.* 20(3):2381-2388.
  18. Hu Z, Niu G, Ren J, Wang X, Chen L, Hong R, Ke C. TAF5 promotes proliferation and migration in gastric cancer. *Mol Med Rep.* 20(5):4477-4488.
  19. Zhang M, Linghu E, Zhan Q, He T, Cao B, Brock MV, Herman JG, Xiang R, Guo M. Methylation of DACT2 accelerates esophageal cancer development by activating Wnt signaling. *ONCOTARGET.* 2016 Apr 5;7(14):17957-69.
  20. Gao J, Zhang Y, Yu C, Tan F, Wang L. Spontaneous nonalcoholic fatty liver disease and ER stress in *Sid2* deficiency mice. *BIOCHEM BIOPH RES CO.* 2016 Aug 5;476(4):326-332.
  21. Zhou J, Li Y, Yang L, Wu Y, Zhou Y, Cui Y, Yang G, Hong Y. Stanniocalcin 2 improved osteoblast differentiation via phosphorylation of ERK. *Mol Med Rep.* 2016 Dec;14(6):5653-5659.
  22. Guo Q, Dong B, Nan F, Guan D, Zhang Y. 5-Aminolevulinic acid photodynamic therapy in human cervical cancer via the activation of microRNA-143 and suppression of the Bcl-2/Bax signaling pathway. *Mol Med Rep.* 2016 Jul;14(1):544-50.
  23. Sun TL, Liu Z, Qi ZJ, Huang YP, Gao XQ, Zhang YY. (-)-Epigallocatechin-3-gallate (EGCG) attenuates arsenic-induced cardiotoxicity in rats. *Food Chem Toxicol.* 2016 Jul;93:102-10.
  24. Ding L, Wu J, Li D, Wang H, Zhu B, Lu W, Xu G. Effects of CCN3 on rat cartilage endplate chondrocytes cultured under serum deprivation in vitro. *Mol Med Rep.* 2016 Mar;13(3):2017-22.
  25. Liu B, Li F, Shi J, Yang D, Deng Y, Gong Q. Gastrodin ameliorates subacute phase cerebral ischemia reperfusion injury by inhibiting inflammation and apoptosis in rats. *Mol Med Rep.* 2016 Nov;14(5):4144-4152.
  26. Wang Y, Che S, Cai G, He Y, Chen J, Xu W. Expression and prognostic significance of CTBP2 in human gliomas. *Oncol Lett.* 2016 Oct;12(4):2429-2434.
  27. Li XH, Deng YY, Li F, Shi JS, Gong QH. Neuroprotective effects of sodium hydrosulfide against  $\beta$ -amyloid-induced neurotoxicity. *Int J Mol Med.* 2016 Oct;38(4):1152-60.
  28. Chen X, Tang L, Feng J, Wang Y, Han Z, Meng J. Downregulation of Paralemmin-3 Ameliorates Lipopolysaccharide-Induced Acute Lung Injury in Rats by Regulating Inflammatory Response and Inhibiting Formation of TLR4/MyD88 and TLR4/TRIF Complexes. *Inflammation.* 2017 Dec;40(6):1983-1999.
  29. Zhang X, Dong Y, Dong H, Zhang W, Li F. Investigation of the effect of phlomiside F on complete Freund's adjuvant-induced arthritis. *Exp Ther Med.* 2017 Feb;13(2):710-716.
  30. Li Q, Shen F, Wang C. TUC338 promotes cell migration and invasion by targeting TIMP1 in cervical cancer. *Oncol Lett.* 2017 Jun;13(6):4526-4532.
  31. He X, Gao Q, Qiang Y, Guo W, Ma Y. Cucurbitacin E induces apoptosis of human prostate cancer cells via cofilin-1 and mTORC1. *Oncol Lett.* 2017 Jun;13(6):4905-4910.
  32. Chen Z, Liu W, Sun X, Zhu L. Clinical study on the association between pregnancy-induced hypertension and insulin resistance. *Exp Ther Med.* 2017 May;13(5):2065-2070.
  33. Liu J, Meng Q, Jing H, Zhou S. Astragaloside IV protects against apoptosis in human degenerative chondrocytes through autophagy activation. *Mol Med Rep.* 2017 Sep;16(3):3269-3275.
  34. Huang W, Liang Y, Dong J, Zhou L, Gao C, Jiang C, Chen M, Long Y, Xu Y. SUMO E3 Ligase PIASy Mediates High Glucose-Induced Activation of NF- $\kappa$ B Inflammatory Signaling in Rat Mesangial Cells. *MEDIAT INFLAMM.* 2017;2017:1685194.
  35. Wang J, Wang C, Bu G. Curcumin inhibits the growth of liver cancer stem cells through the phosphatidylinositol 3-kinase/protein kinase B/mammalian target of rapamycin signaling pathway. *Exp Ther Med.* 2018 Apr;15(4):3650-3658.
  36. Chu H, Li H, Guan X, Yan H, Zhang X, Cui X, Li X, Cheng M. Resveratrol protects late endothelial progenitor cells from TNF- $\alpha$ -induced inflammatory damage by upregulating Krüppel-like factor-2. *Mol Med Rep.* 2018 Apr;17(4):5708-5715.
  37. Gao F, Yu X, Meng R, Wang J, Jia L. STARD13 is positively correlated with good prognosis and enhances 5-FU sensitivity via suppressing cancer stemness in hepatocellular carcinoma cells. *ONCOTARGETS THER.* 2018 Aug 31;11:5371-5381.
  38. Tian QT, Ding CY, Song SS, Wang YQ, Zhang A, Miao ZH. New tanshinone I derivatives S222 and S439 similarly inhibit topoisomerase I/II but reveal different p53-dependency in inducing G2/M arrest and apoptosis. *Biochem Pharmacol.* 2018 Aug;154:255-264.
  39. Pan F, Shen F, Yang L, Zhang L, Guo W, Tian J. Inhibitory effects of XAV939 on the proliferation of small-cell lung cancer H446 cells and Wnt/ $\beta$ -catenin signaling pathway in vitro. *Oncol Lett.* 2018 Aug;16(2):1953-1958.
  40. Zhang Y, Wang Y, Wang XH, Zhou WJ, Jin LP, Li MQ. Crosstalk between human endometrial stromal cells and decidual NK cells promotes decidualization in vitro by upregulating IL 25. *Mol Med Rep.* 2018 Feb;17(2):2869-2878.
  41. Xu GH, Lou N, Shi HC, Xu YC, Ruan HL, Xiao W, Liu L, Li X, Xiao HB, Qiu B, Bao L, Yuan CF, Zhou YL, Hu WJ, Chen K, Yang HM, Zhang XP. Up-regulation of SR-BI promotes progression and serves as a prognostic biomarker in clear cell renal cell carcinoma. *BMC Cancer.* 2018 Jan 22;18(1):88.
  42. Xu GH, Lou N, Shi HC, Xu YC, Ruan HL, Xiao W, Liu L, Li X, Xiao HB, Qiu B, Bao L, Yuan CF, Zhou YL, Hu WJ, Chen K, Yang HM, Zhang XP. Up-regulation of SR-BI promotes progression and serves as a prognostic biomarker in clear cell renal cell carcinoma. *BMC Cancer.* 2018 Jan 22;18(1):88.
  43. You S, Guan Y, Li W. Epithelial-mesenchymal transition in colorectal carcinoma cells is mediated by DEK/IMP3. *Mol Med Rep.* 2018 Jan;17(1):1065-1070.
  44. Wu W, Jingbo S, Xu W, Liu J, Huang Y, Sheng Q, Lv Z. S-trityl-L-cysteine, a novel Eg5 inhibitor, is a potent chemotherapeutic strategy in neuroblastoma. *Oncol Lett.* 2018 Jul;16(1):1023-1030.
  45. Wang J, Liang WJ, Min GT, Wang HP, Chen W, Yao N. LTBP2 promotes the migration and invasion of gastric cancer cells and predicts poor outcome of patients with gastric cancer. *Int J Oncol.* 2018 Jun;52(6):1886-1898.
  46. Wang J, Liang WJ, Min GT, Wang HP, Chen W, Yao N. LTBP2 promotes the migration and invasion of gastric cancer cells and predicts poor outcome of patients with gastric cancer. *Int J Oncol.* 2018 Jun;52(6):1886-1898.
  47. Zhu C, Jiang W, Cheng Q, Hu Z, Hao J. Hemeoxygenase-1 Suppresses IL-1 $\beta$ -Induced Apoptosis Through the NF- $\kappa$ B Pathway in Human Degenerative Nucleus

- Pulposus Cells. *CELL PHYSIOL BIOCHEM*. 2018 Mar 28;46(2):644-653.
48. Zhao C, Li Y, Zhang W, Zhao D, Ma L, Ma P, Yang F, Wang Y, Shu Y, Qiu W. IL-17 induces NSCLC A549 cell proliferation via the upregulation of HMGA1, resulting in an increased cyclin D1 expression. *Int J Oncol*. 2018 Mar 7.
  49. Zhao C, Li Y, Zhang W, Zhao D, Ma L, Ma P, Yang F, Wang Y, Shu Y, Qiu W. IL 17 induces NSCLC A549 cell proliferation via the upregulation of HMGA1, resulting in an increased cyclin D1 expression. *Int J Oncol*. 2018 Mar 7. doi: 10.3892/ijo.2018.4307.
  50. Yu C, Liu Y, Qin Z. Metadherin contributes to epithelial-mesenchymal transition and paclitaxel resistance induced by acidic extracellular pH in nasopharyngeal carcinoma. *Oncol Lett*. 2018 Mar;15(3):3858-3863.
  51. Yu C, Liu Y, Qin Z. Metadherin contributes to epithelial-mesenchymal transition and paclitaxel resistance induced by acidic extracellular pH in nasopharyngeal carcinoma. *Oncol Lett*. 2018 Mar;15(3):3858-3863.
  52. Sun L, Dong Y, Zhao J, Yin Y, Tong B, Zheng Y, Xin H. NPPB modulates apoptosis, proliferation, migration and extracellular matrix synthesis of conjunctival fibroblasts by inhibiting PI3K/AKT signaling. *Int J Mol Med*. 2018 Mar;41(3):1331-1338.
  53. Yao Q, Feng M, Yang B, Long Z, Luo S, Luo M, He G, Wang K. Effects of ovarian hormone loss on neuritic plaques and autophagic flux in the brains of adultfemale APP/PS1 double-transgenic mice. *ACTA BIOCH BIOPH SIN*. 2018 May 1;50(5):447-455.
  54. Song K, Yuan Y, Lin Y, Wang YX, Zhou J, Gai QJ, Zhang L, Mao M, Yao XX, Qin Y, Lu HM, Zhang X, Cui YH, Bian XW, Zhang X, Wang Y. ERBB3, IGF1R, and TGFBR2 expression correlate with PDGFR expression in glioblastoma and participate in PDGFR inhibitor resistance of glioblastoma cells. *Am J Cancer Res*. 2018 May 1;8(5):792-809. eCollection 2018.
  55. Wang L, Li X, Zhang Y, Huang Y, Zhang Y, Ma Q. Oxymatrine ameliorates diabetes-induced aortic endothelial dysfunction via the regulation of eNOS and NOX4. *J Cell Biochem*. 2018 Nov 19.
  56. Zhang D, Liu H, Luo P, Li Y. Production Inhibition and Excretion Promotion of Urate by Fucoidan from *Laminaria japonica* in Adenine-Induced Hyperuricemic Mice. *Mar Drugs*. 2018 Nov 27;16(12). pii: E472.
  57. Chen LY, Xia XD, Zhao ZW, Gong D, Ma XF, Yu XH, Zhang Q, Wang SQ, Dai XY, Zheng XL, Zhang DW, Yin WD, Tang CK. MicroRNA-377 Inhibits Atherosclerosis by Regulating Triglyceride Metabolism Through the DNA Methyltransferase 1 in Apolipoprotein E-Knockout Mice. *Circ J*. 2018 Oct 25;82(11):2861-2871.
  58. Zheng J, Zhang M, Weng H. Induction of the mitochondrial NDUFA4L2 protein by HIF-1 $\alpha$  regulates heart regeneration by promoting the survival of cardiac stem cell. *BIOCHEM BIOPH RES CO*. 2018 Sep 18;503(4):2226-2233.
  59. Tan Z, Zhang W, Sun J, Fu Z, Ke X, Zheng C, Zhang Y, Li P, Liu Y, Hu Q, Wang H, Zheng Z. ZIKV infection activates the IRE1-XBP1 and ATF6 pathways of unfolded protein response in neural cells. *J NEUROINFLAMM*. 2018 Sep 21;15(1):275.
  60. Dong J, Geng J, Tan W. MiR-363-3p suppresses tumor growth and metastasis of colorectal cancer via targeting SphK2. *Biomed Pharmacother*. 2018 Sep;105:922-931.
  61. Ji F, Sha H, Meng F, Zhu A, Ding N, Zhang H, Xu H, Qian H, Yu L, Liu Q, Liu B. Tumor-penetrating peptide fused EGFR single-domain antibody enhances radiation responses following EGFR inhibition in gastric cancer. *Oncol Rep*. 2018 Sep;40(3):1583-1591.
  62. Li Z, Pan W, Shen Y, Chen Z, Zhang L, Zhang Y, Luo Q, Ying X. IGF1/IGF1R and microRNA let-7e down-regulate each other and modulate proliferation and migration of colorectal cancer cells. *Cell Cycle*. 2018;17(10):1212-1219.
  63. Xu J, Liu B, Ma S, Zhang J, Ji Y, Xu L, Zhu M, Chen S, Wu X, Wu D. Characterizing the Tumor Suppressor Role of CEACAM1 in Multiple Myeloma. *CELL PHYSIOL BIOCHEM*. 2018;45(4):1631-1640.
  64. Xu J, Liu B, Ma S, Zhang J, Ji Y, Xu L, Zhu M, Chen S, Wu X, Wu D. Characterizing the Tumor Suppressor Role of CEACAM1 in Multiple Myeloma. *CELL PHYSIOL BIOCHEM*. 2018;45(4):1631-1640.
  65. Zhu C, Jiang W, Cheng Q, Hu Z, Hao J. Hemeoxygenase-1 Suppresses IL-1 $\beta$ -Induced Apoptosis Through the NF- $\kappa$ B Pathway in Human Degenerative Nucleus Pulposus Cells. *CELL PHYSIOL BIOCHEM*. 2018;46(2):644-653.
  66. Sun B, Luo X, Yang C, Liu P, Yang Y, Dong X, Yang Z, Xu J, Zhang Y, Li L. Therapeutic Effects of Human Urine-Derived Stem Cells in a Rat Model of Cisplatin-Induced Acute Kidney Injury In Vivo and In Vitro. *Stem Cells Int*. 2019;8035076.
  67. Lan J, Zhong Z, Wang Y, Xiong Y, Ye Q. Endoplasmic reticulum stress induces liver cells apoptosis after brain death by suppressing the phosphorylation of protein phosphatase 2A. *Mol Med Rep*. 21(2):567-574.
  68. Liu T, Zou XZ, Huang N, Ge XY, Yao MZ, Liu H, Zhang Z, Hu CP. miR-27a promotes endothelial-mesenchymal transition in hypoxia-induced pulmonary arterial hypertension by suppressing BMP signaling. *Life Sci*. 227:64-73.
  69. Lin M, Chen L, Xiao Y, Yu B. Activation of cannabinoid 2 receptor relieves colonic hypermotility in a rat model of irritable bowel syndrome. *NEUROGASTROENT MOTIL*. 31(6):e13555.
  70. Qin X, Chen Z. Metabolic dependence of cyclosporin A on cell proliferation of human non-small cell lung cancer A549 cells and its implication in post-transplant malignancy. *Oncol Rep*. 41(5):2997-3004.
  71. Niu G, Yang Y, Ren J, Song T, Hu Z, Chen L, Hong R, Xia J, Ke C, Wang X. Overexpression of CPXM2 predicts an unfavorable prognosis and promotes the proliferation and migration of gastric cancer. *Oncol Rep*. 42(4):1283-1294.
  72. Wang R, Wang R, Niu X, Cheng Y, Shang X, Li Y, Li S, Liu X, Shao J. Role of astrocytes-derived d-serine in PFOS-induced neurotoxicity through NMDARs in the rat primary hippocampal neurons. *Toxicology*. 422:14-24.
  73. Sun H, Ou B, Zhao S, Liu X, Song L, Liu X, Wang R, Peng Z. USP11 promotes growth and metastasis of colorectal cancer via PPP1CA-mediated activation of ERK/MAPK signaling pathway. *EBioMedicine*. 48:236-247.
  74. Zhang C, Wang T, Wu H, Zhang L, Li K, Wang F, Chen Y, Jin J, Hua D. HEP1 regulates differentiation through the Wnt5a/ $\beta$ -catenin signaling pathway in human gastric cancer. *BIOCHEM BIOPH RES CO*. 509(1):201-208.
  75. Li M, Fang XZ, Zheng YF, Xie YB, Ma XD, Liu XT, Xia Y, Shao DH. Transient receptor potential vanilloid 4 is a critical mediator in LPS mediated inflammation by mediating calcineurin/NFATc3 signaling. *BIOCHEM BIOPH RES CO*. 513(4):1005-1012.
  76. Hou H, Yu X, Cong P, Zhou Y, Xu Y, Jiang Y. Six2 promotes non-small cell lung cancer cell stemness via transcriptionally and epigenetically regulating E-cadherin. *CELL PROLIFERAT*. 52(4):e12617.
  77. Zhou H, Li S, Wang G. Euxanthone Ameliorates Sevoflurane-Induced Neurotoxicity in Neonatal Mice. *J Mol Neurosci*. 68(2):275-286.
  78. Wu Y, Xing Y, Zou D. Study of the relationship between how ethanol affects learning and memory and the expression of p21 WAF1/CIP1 in the female mouse hippocampus. *Neurosci Lett*. 708:134354.
  79. Nawab A, Li G, An L, Wu J, Chao L, Xiao M, Zhao Y, Birmani MW, Ghani MW. Effect of curcumin supplementation on TLR4 mediated non-specific immune responses in liver of laying hens under high-temperature conditions. *J Therm Biol*. 84:384-397.
  80. Thu PM, Zheng ZG, Zhou YP, Wang YY, Zhang X, Jing D, Cheng HM, Li J, Li P, Xu X. Phellodendrine chloride suppresses proliferation of KRAS mutated pancreatic cancer cells through inhibition of nutrients uptake via macropinocytosis. *Eur J Pharmacol*. 850:23-34.
  81. Chen Zhang, Yang-Wenyi Liu, Min Chen, Shiyao Min, Jiabao Mao, Qin Li, Zhangcai Chi. CoCl2-simulated hypoxia potentiates the osteogenic differentiation of fibroblasts derived from tympanosclerosis by upregulating the expression of BMP-2. *Cell Biol Int*. doi: 10.1002/cbin.11845.
  82. Xing-Mei Shu, Yang Hu, Xin Fang, Jing Wang, Xiao-Yan Qin, Rongfeng Lan. Salidroside alleviates cadmium-induced toxicity in mice by restoring the notch/HES-1 and RIP1-driven inflammatory signaling axis. *Inflamm Res*. doi: 10.1007/s00011-022-01580-4.
  83. Bin Li, Jianghong Wu, Jingpiao Bao, Xiao Han, Shuangjun Shen, Xin Ye, Juanjuan Dai, Zengkai Wu, Mengya Niu, Yan He, Jianbo Ni, Li Wen, Xingpeng Wang,

- Guoyong Hu. Activation of  $\alpha 7$ nACh receptor protects against acute pancreatitis through enhancing TFEB-regulated autophagy. *BBA-MOL BASIS DIS*. doi: 10.1016/j.bbadis.2020.165971.
84. Quan-Xing Shi, Bing Chen, Chuang Nie, Zhi-Ping Zhao, Jun-Hai Zhang, Shao-Yan Si, Shao-Jie Cui, Jian-Wen Gu. A novel model of blast induced traumatic brain injury caused by compressed gas produced sustained cognitive deficits in rats: involvement of phosphorylation of tau at the Thr205 epitope. *Brain Res Bull*. doi: 10.1016/j.brainresbull.2020.02.002.
85. Wei Yang, Shuai Liu, Yunlei Li, Yujie Wang, Yao Deng, Weimin Sun, Hualan Huang, Junmou Xie, Andong He, Honglv Chen, Ailin Tao, Jie Yan. Pyridoxine induces monocyte-macrophages death as specific treatment of acute myeloid leukemia. *Cancer Lett*. doi: 10.1016/j.canlet.2020.08.018.
86. Xiu Yu, Shiqi Liang, Manqi Chen, Hanwen Yu, Ruiqi Li, Yuliang Qu, Xuhui Kong, Ruirui Guo, Rongyan Zheng, Zsuzsanna Izsvák, Chuanbo Sun, Mingzhu Yang, Jichang Wang. Recapitulating early human development with 8C-like cells. *Cell Rep*. doi: 10.1016/j.celrep.2022.110994.
87. Yilin Pang, Yuanshan Lin, Xueqing Wang, Jing Wang, Qian Liu, Nan Ding, Lin Huang, Qiyu Xiang, Jun Fang, Guoqiang Tan, Jianxin Lyu, Zheng Wang. Inhibition of abnormally activated HIF-1 $\alpha$ -GLUT1/3-glycolysis pathway enhances the sensitivity of hepatocellular carcinoma to 5-caffeoylquinic acid and its derivatives. *Eur J Pharmacol*. doi: 10.1016/j.ejphar.2022.174844.
88. Yeqing Wang, Shanshan Zhang, Hailai Ni, Yanjie Zhang, Xiaodong Yan, Yue Gao, Beixuan He, Wenzheng Wang, Chong Liu, Meili Guo. Autophagy is involved in the neuroprotective effect of nicotiflorin. *J Ethnopharmacol*. doi: 10.1016/j.jep.2021.114279.
89. Jun Yang, Bao Liu, Zhenli Xu, Mei Feng. Silencing of Circ\_0135889 Restrains Proliferation and Tumorigenicity of Human Neuroblastoma Cells. *J Surg Res*. doi: 10.1016/j.jss.2022.05.025.
90. Tao Li, Bin Liu, Nian-Sheng Li, Xiu-Ju Luo, Jin-Wu Peng, Jun Peng. Vascular peroxidase 1 promotes phenotypic transformation of pulmonary artery smooth muscle cells via ERK pathway in hypoxia-induced pulmonary hypertensive rats. *Life Sci*. doi: 10.1016/j.lfs.2022.120910.
91. Yang Chen, Yanchen Guo, Zebu Song, Hao Chang, Qiyuan Kuang, Zezhong Zheng, Heng Wang, Guihong Zhang. Luteolin restricts ASFV replication by regulating the NF- $\kappa$ B/STAT3/ATF6 signaling pathway. *Vet Microbiol*. doi: 10.1016/j.vetmic.2022.109527.
92. Mengxiao Xie, Zhijiao Wu, Shuai Ying, Longfei Liu, Chenhui Zhao, Chunlei Yao, Zhiwei Zhang, Can Luo, Wenbo Wang, Dan Zhao, Jing Zhang, Wen Qiu, Yingwei Wang. Sublytic C5b-9 induces glomerular mesangial cell proliferation via ERK1/2-dependent SOX9 phosphorylation and acetylation by enhancing Cyclin D1 in rat Thy-1 nephritis. *Exp Mol Med*. doi: 10.1038/s12276-021-00589-9.
93. Yawei Wang, Binlin Tang, Lei Long, Peng Luo, Wei Xiang, Xueru Li, Huilan Wang, Qingzhi Jiang, Xu Tan, Shenglin Luo, Huijuan Li, Ziwen Wang, Zelin Chen, Yu Leng, Zhongyong Jiang, Yang Wang, Le Ma, Rui Wang, Chunyu Zeng, Zujuan Liu, Yu Wang, Hongming Miao, Chunmeng Shi. Improvement of obesity-associated disorders by a small-molecule drug targeting mitochondria of adipose tissue macrophages. *Nat Commun*. doi: 10.1038/s41467-020-20315-9.
94. Mi Ke, Xiao Yuan, An He, Peiyuan Yu, Wendong Chen, Yu Shi, Tony Hunter, Peng Zou, Ruijun Tian. Spatiotemporal profiling of cytosolic signaling complexes in living cells by selective proximity proteomics. *Nat Commun*. doi: 10.1038/s41467-020-20367-x.
95. Zhu Chen, Jinghua Liu, Lijiao Tian, Qianqian Zhang, Yong Guan, Liang Chen, Gang Liu, Han-Qing Yu, Yangchao Tian, Qing Huang. Raman micro-spectroscopy monitoring of cytochrome c redox state in *Candida utilis* during cell death under low-temperature plasma-induced oxidative stress. *Analyst*. doi: 10.1039/d0an00507j.
96. Chengni Jin, Xin Miao, Yujie Zhong, Jiahui Han, Qi Liu, Jiachang Zhu, Xiaodong Xia, Xiaoli Peng. The renoprotective effect of diosgenin on aristolochic acid I-induced renal injury in rats: impact on apoptosis, mitochondrial dynamics and autophagy. *Food Funct*. doi: 10.1039/d0fo00401d.
97. Yue Zhu, Zhiyu Li, Xiaoqing Sun, Yichun Gao, Ke Kang, Jing He, Yao Wu. Magnetic nanoparticle-infiltrated hydroxyapatite scaffolds accelerate osteoclast apoptosis by inhibiting autophagy-aggravated ER stress. *J Mater Chem B*. doi: 10.1039/d2tb01392d.
98. Zu-Guo Zheng, Si-Tong Zhu, Hui-Min Cheng, Xin Zhang, Gang Cheng, Pyone Myat Thu, Supeng Perry Wang, Hui-Jun Li, Ming Ding, Lei Qiang, Xiao-Wei Chen, Qing Zhong, Ping Li, Xiaojun Xu. Discovery of a potent SCAP degrader that ameliorates HFD-induced obesity, hyperlipidemia and insulin resistance via an autophagy-independent lysosomal pathway. *Autophagy*. doi: 10.1080/15548627.2020.1757955.
99. Chuan-Hua Zhan, Dong-Shen Ding, Wei Zhang, Hong-Liang Wang, Zhe-Yu Mao, Guo-Jun Liu. The cancer-testis antigen a-kinase anchor protein 3 facilitates breast cancer progression via activation of the PTEN/PI3K/AKT/mTOR signaling. *Bioengineered*. doi: 10.1080/21655979.2022.2051687.
100. Junjie Xu, Rui Zhou, Guodong Wang, Ying Guo, Xue Gao, Shuang Zhou, Chengyuan Ma, Lin Chen, Bihan Shi, Haiyan Wang, Fengchao Wang, Qinghua Liu. Regulation of sleep quantity and intensity by long and short isoforms of SLEEPY kinase. *Sleep*. doi: 10.1093/sleep/zsac198.
101. Hua Qian, Yan Cao, Junfeng Sun, Jianing Zu, Liang Ma, Haizhou Zhou, Xianling Tang, Yan Li, Haiyang Yu, Mingyu Zhang, Yunlong Bai, Chaoqian Xu, Norito Ishii, Takashi Hashimoto, Xiaoguang Li. Anti-human serum albumin autoantibody may be involved in the pathogenesis of autoimmune bullous skin diseases. *FASEB J*. doi: 10.1096/fj.201903247RR.
102. Xiao Han, Jianbo Ni, Zengkai Wu, Jianghong Wu, Bin Li, Xin Ye, Juanjuan Dai, Congying Chen, Jing Xue, Rong Wan, Li Wen, Xingpeng Wang, Guoyong Hu. Myeloid-specific dopamine D 2 receptor signalling controls inflammation in acute pancreatitis via inhibiting M1 macrophage. *BRIT J PHARMACOL*. doi: 10.1111/bph.15026.
103. Xin Ye, Mengyi Li, Wei Bian, Anting Wu, Ting Zhang, Junwei Li, Peng Zhou, Huairui Cui, Yu-Qiang Ding, Min Liao, Chenyou Sun. RBP-J deficiency promoted the proliferation and differentiation of CD133-positive cells in both in vitro and in vivo studies. *Eur J Neurosci*. doi: 10.1111/ejn.15727.
104. Zilong Yang, Xiaoyan Pan, Xiaoxia Wu, Qiuyun Lin, Yongxia Chen, Shuting Cai, Yuanli Zhang, Zhenhua Mai, Niall Ahmad, Daqing Ma, Liehua Deng. TREM-1 induces pyroptosis in cardiomyocytes by activating NLRP3 inflammasome through the SMC4/NEMO pathway. *FEBS J*. doi: 10.1111/febs.16644.
105. Suya Zheng, Han Gu, Guangwei Han, Huiling Xu, Zehui Liu, Ying Lu, Fang He. Porcine Reproductive and Respiratory Syndrome Virus nsp11 Antagonizes Broad Antiviral Effects of MCP1P1 by Inducing Interleukin-17 Expression. *J Virol*. doi: 10.1128/JVI.01119-21.
106. Xiao-Yue Ge, Tian-Tian Zhu, Mao-Zhong Yao, Hong Liu, Qian Wu, Jie Qiao, Wei-Fang Zhang, Chang-Ping Hu. MicroRNA-137 Inhibited Hypoxia-Induced Proliferation of Pulmonary Artery Smooth Muscle Cells by Targeting Calpain-2. *Biomed Res Int*. doi: 10.1155/2021/2202888.
107. Xu Huang, Nan Bi, Jingbo Wang, Hua Ren, Desi Pan, Xianping Lu, Luhua Wang. Chidamide and Radiotherapy Synergistically Induce Cell Apoptosis and Suppress Tumor Growth and Cancer Stemness by Regulating the MiR-375-EIF4G3 Axis in Lung Squamous Cell Carcinomas. *J Oncol*. doi: 10.1155/2021/4936207.
108. Shengyan Yang, Qing Liu, Shijing Chen, Fuping Zhang, Yaoyin Li, Wenguo Fan, Lijia Mai, Hongwen He, Fang Huang. Extracellular vesicles delivering nuclear factor I/C for hard tissue engineering: Treatment of apical periodontitis and dentin regeneration. *J Tissue Eng*. doi: 10.1177/20417314221084095.
109. Mengyan Xie, Tao Yu, Xinming Jing, Ling Ma, Yu Fan, Fengming Yang, Pei Ma, Huning Jiang, Xi Wu, Yongqian Shu, Tongpeng Xu. Exosomal circSHKBP1 promotes gastric cancer progression via regulating the miR-582-3p/HUR/VEGF axis and suppressing HSP90 degradation. *Mol Cancer*. doi: 10.1186/s12943-020-01208-3.
110. Hu Zhou, Jingxin Zhang, Huaxiang Shi, Pengfei Li, Xin Sui, Yongan Wang, Liyun Wang. Downregulation of CDK5 signaling in the dorsal striatum alters striatal microcircuits implicating the association of pathologies with circadian behavior in mice. *Mol Brain*. doi: 10.1186/s13041-022-00939-2.



111. Yingge Liu, Meiyong Zhang, Tao He, Weili Yang, Lidong Wang, Lirong Zhang, Mingzhou Guo. Epigenetic silencing of IGF1P1 promotes esophageal cancer growth by activating PI3K-AKT signaling. *Clin Epigenetics*. doi: 10.1186/s13148-020-0815-x.
112. Yusi Guo, Xiaopei Chi, Yifan Wang, Boon Chin Heng, Yan Wei, Xuehui Zhang, Han Zhao, Ying Yin, Xuliang Deng. Mitochondria transfer enhances proliferation, migration, and osteogenic differentiation of bone marrow mesenchymal stem cell and promotes bone defect healing. *Stem Cell Res Ther*. doi: 10.1186/s13287-020-01704-9.
113. Bei Li, Junjian Yu, Peipei Liu, Taohui Zeng, Xueliang Zeng. Astragaloside IV protects cardiomyocytes against hypoxia injury via HIF-1 $\alpha$  and the JAK2/STAT3 pathway. *Ann Transl Med*. doi: 10.21037/atm-21-4080.
114. Cong Bo, Qiang Wu, Hai Zhao, Xuebing Li, Qinghua Zhou. Thymosin  $\alpha$ 1 Suppresses Migration and Invasion of PD-L1 High-Expressing Non-Small-Cell Lung Cancer Cells via Inhibition of STAT3-MMP2 Signaling. *ONCOTARGETS THER*. doi: 10.2147/OTT.S177943.
115. Tian-Tian Zhu, Chao-Nan Zhu, Yue Qiu, Qian-Shuai Li, Xin Yu, Guo-Jie Hao, Ping Song, Jian Xu, Peng Li, Ya-Ling Yin. Tertiary butylhydroquinone alleviated liver steatosis and increased cell survival via  $\beta$ -arrestin-2/PI3K/AKT pathway. *Iran J Basic Med Sci*. doi: 10.22038/IJBMS.2021.58156.12924.
116. Qiong Li, Huifang Hou, Meng Li, Xia Yu, Hongbo Zuo, Jianhui Gao, Min Zhang, Zongjin Li, Zhikun Guo. CD73+ Mesenchymal Stem Cells Ameliorate Myocardial Infarction by Promoting Angiogenesis. *Front Cell Dev Biol*. doi: 10.3389/fcell.2021.637239.
117. Zhaoming Yang, Xiaohang Li, Chengshuo Zhang, Ning Sun, Tingwei Guo, Jianzhen Lin, Feng Li, Jialin Zhang. Amniotic Membrane Extract Protects Islets From Serum-Deprivation Induced Impairments and Improves Islet Transplantation Outcome. *FRONT ENDOCRINOL*. doi: 10.3389/fendo.2020.587450.
118. Binzhen Chen, Jia Han, Shaoheng Chen, Rufeng Xie, Jie Yang, Tongming Zhou, Qi Zhang, Rong Xia. MicroLet-7b Regulates Neutrophil Function and Dampens Neutrophilic Inflammation by Suppressing the Canonical TLR4/NF- $\kappa$ B Pathway. *Front Immunol*. doi: 10.3389/fimmu.2021.653344.
119. Lu Xia, Yu Liu, Zhiwei Zhang, Yajuan Gong, Tianyi Yu, Dan Zhao, Wen Qiu, Yingwei Wang, Jing Zhang. Modulation of IL-6 Expression by KLF4-Mediated Transactivation and PCAF-Mediated Acetylation in Sublytic C5b-9-Induced Rat Glomerular Mesangial Cells. *Front Immunol*. doi: 10.3389/fimmu.2021.779667.
120. Ding He, Hong Chen, Ming Zeng, Chunmei Xia, Jin Wang, Linlin Shen, Dalian Zhu, Yonghua Chen, Jijiang Wang. Asthmatic Airway Vagal Hypertonia Involves Chloride Dyshomeostasis of Preganglionic Neurons in Rats. *FRONT NEUROSCI-SWITZ*. doi: 10.3389/fnins.2020.00031.
121. Mianjie Lin, Ya-Nan Wang, Yixin Ye, Zhelei Xiong, Fengbiao Guo, Haibin Chen. DNAJC12 as a Mediator Between ESRI and ERBB4 in Breast Carcinoma Cells. *Front Oncol*. doi: 10.3389/fonc.2021.582277.
122. Chang Xiong, Zhongfeng Sun, Jinjin Yu, Yaying Lin. Exosome Component 4 Promotes Epithelial Ovarian Cancer Cell Proliferation, Migration, and Invasion via the Wnt Pathway. *Front Oncol*. doi: 10.3389/fonc.2021.797968.
123. Jinpeng Lv, Xiaohong An, Songzhou Jiang, Ying Yang, Guoqiang Song, Rongyin Gao. Protoporphyrin IX Stimulates Melanogenesis, Melanocyte Dendricity, and Melanosome Transport Through the cGMP/PKG Pathway. *Front Pharmacol*. doi: 10.3389/fphar.2020.569368.
124. KunBao Yang, YingHui Bai, Ning Yu, BiNan Lu, GuiYan Han, ChangJiang Yin, ZongRan Pang. Huidouba Improved Podocyte Injury by Down-Regulating Nox4 Expression in Rats With Diabetic Nephropathy. *Front Pharmacol*. doi: 10.3389/fphar.2020.587995.
125. Huimin Huang, Mingxing Li, Yi Wang, Xiaoxiao Wu, Jing Shen, Zhangang Xiao, Yueshui Zhao, Fukuan Du, Yu Chen, Zhigui Wu, Huijiao Ji, Chunyuan Zhang, Jing Li, Qinglian Wen, Parham Jabbarzadeh Kaboli, Chi Hin Cho, Shengpeng Wang, Yitao Wang, Yisheng He, Xu Wu. Excessive Intake of Longan Arillus Alters gut Homeostasis and Aggravates Colitis in Mice. *Front Pharmacol*. doi: 10.3389/fphar.2021.640417.
126. Baocheng Xie, Zhanwei Zeng, Shiyi Liao, Chenhui Zhou, Longhuo Wu, Daohua Xu. Kaempferol Ameliorates the Inhibitory Activity of Dexamethasone in the Osteogenesis of MC3T3-E1 Cells by JNK and p38-MAPK Pathways. *Front Pharmacol*. doi: 10.3389/fphar.2021.739326.
127. Cuicui Zhang, Hai Niu, Chengyu Wan, Xiuxian Yu, Guang Xin, Yuda Zhu, Zeliang Wei, Fan Li, Yilan Wang, Kun Zhang, Shiyi Li, Yuman Dong, Yangying Li, Wen Huang. Drug D, a Diosgenin Derive, Inhibits L-Arginine-Induced Acute Pancreatitis through Meditating GSDMD in the Endoplasmic Reticulum via the TXNIP/HIF-1 $\alpha$  Pathway. *Nutrients*. doi: 10.3390/nu14132591.
128. Ling Zhou, Zeming Liu, Sichao Chen, Jing Qiu, Qianqian Li, Shipai Wang, Wei Zhou, Danyang Chen, Guang Yang, Liang Guo. Transcription factor EB-mediated autophagy promotes dermal fibroblast differentiation and collagen production by regulating endoplasmic reticulum stress and autophagy-dependent secretion. *Int J Mol Med*. doi: 10.3892/ijmm.2020.4814.
129. Xiaohui Xu, Yong Wu, Ke Yi, Yan Hu, Weiqun Ding, Chungeng Xing. IRF1 regulates the progression of colorectal cancer via interferon-induced proteins. *Int J Mol Med*. doi: 10.3892/ijmm.2021.4937.
130. Fengshuo Zhu, Xiaoguang Li, Xiao Tang, Junjian Jiang, Yu Han, Yinuo Li, Chunyue Ma, Zhonglong Liu, Yue He. Neferine promotes the apoptosis of HNSCC through the accumulation of p62/SQSTM1 caused by autophagic flux inhibition. *Int J Mol Med*. doi: 10.3892/ijmm.2021.4957.
131. Hairong Chu, Hong Li, Xiumei Guan, Hong Yan, Xiaoyun Zhang, Xiaodong Cui, Xin Li, Min Cheng. Resveratrol Protects Late Endothelial Progenitor Cells From TNF- $\alpha$ -induced Inflammatory Damage by Upregulating Krüppel-like factor-2. *Mol Med Rep*. doi: 10.3892/mmr.2018.8621.
132. Jia'nan Lan, Zibiao Zhong, Yanfeng Wang, Yan Xiong, Qifa Ye. Endoplasmic reticulum stress induces liver cells apoptosis after brain death by suppressing the phosphorylation of protein phosphatase 2A. *Mol Med Rep*. doi: 10.3892/mmr.2019.10874.
133. Chen Zhang, Min Chen, Zhangcai Chi. Cytokine secretion and pyroptosis of cholesteatoma keratinocytes mediated by AIM2 inflammasomes in response to cytoplasmic DNA. *Mol Med Rep*. doi: 10.3892/mmr.2021.11983.
134. Qing-Hua Wang, Min Zhang, Ming-Hui Zhou, Xiao-Jiao Gao, Fang Chen, Xun Yan, Feng Lu. High expression of eukaryotic initiation factor 3M predicts poor prognosis in colon adenocarcinoma patients. *Oncol Lett*. doi: 10.3892/ol.2019.11164.
135. Jinjie Sun, Yongtian Lu, Changyun Yu, Ting Xu, Guohui Nie, Beiping Miao, Xin Zhang. Involvement of the TGF- $\beta$ 1 pathway in caveolin-1-associated regulation of head and neck tumor cell metastasis. *Oncol Lett*. doi: 10.3892/ol.2019.11187.
136. Qianqian Li, Ningbo Li, Yeting Zeng, Xinrui Wang, Jie Li, Hongying Su, Meiqin Gao, Xiongfei Huang. Nuclear receptor FXR impairs SK-Hep-1 cell migration and invasion by inhibiting the Wnt/ $\beta$ -catenin signaling pathway. *Oncol Lett*. doi: 10.3892/ol.2020.12022.
137. Qipeng Han, Fangzhu Han, Yisheng Fan, Bowen Lian, Jinyang Xiao, Wei Sun, Dongbing Han, Hongbo Kou, Chunyan Li, Bin Wu. Notch3 is involved in the proliferation of renal cancer cells via regulation of cell cycle progression and HIF-2 $\alpha$ . *Oncol Lett*. doi: 10.3892/ol.2020.12242.
138. Yue Cui, Yuhua Fan, Guangcai Zhao, Qibing Zhang, Ying Bao, Yuanri Cui, Zengjie Ye, Guoyou Chen, Xianji Piao, Fang Guo, Jinghao Wang, Yuhua Bai, Dejun Yu. Novel lncRNA PSMG3-AS1 functions as a miR-143-3p sponge to increase the proliferation and migration of breast cancer cells. *Oncol Rep*. doi: 10.3892/or.2019.7390.
139. Wen-Kai Shi, Qiao-Li Shang, Yong-Fu Zhao. SPC25 promotes hepatocellular carcinoma metastasis via activating the FAK/PI3K/AKT signaling pathway through ITGB4. *Oncol Rep*. doi: 10.3892/or.2022.8302.
140. Yu Jia, Hui-Yan Li, Ying Wang, Jue Wang, Jing-Wen Zhu, Yan-Yan Wei, Lu Lou, Xing Chen, Shi-Jing Mo. Crosstalk between hypoxia-sensing ULK1/2 and YAP-driven glycolysis fuels pancreatic ductal adenocarcinoma development. *Int J Biol Sci*. doi: 10.7150/ijbs.60018.
141. Diyuan Zhou, Yizhou Yao, Liang Zong, Guoqiang Zhou, Min Feng, Junjie Chen,

- Ganggang Liu, Guoliang Chen, Kang Sun, Huihui Yao, Yu Liu, Xinyu Shi, Weigang Zhang, Bo Shi, Qingliang Tai, Guanting Wu, Liang Sun, Wenqing Hu, Xinguo Zhu, Songbing He. TBK1 Facilitates GLUT1-Dependent Glucose Consumption by suppressing mTORC1 Signaling in Colorectal Cancer Progression. *Int J Biol Sci*. doi: 10.7150/ijbs.70742.
142. Teng-Teng Ren, Sheng-Rui Fan, Xiu-Yuan Lang, Yun Yu, Rongfeng Lan, Xiao-Yan Qin. 2,3,5,4'-tetrahydroxystilbene-2-O- $\beta$ -D-glucoside eliminates staurosporine-induced cytotoxicity by restoring BDNF-TrkB/Akt signaling axis. *Int J Med Sci*. doi: 10.7150/ijms.47919.
143. Yong Tang, Mengjia Hu, Yang Xu, Fang Chen, Shilei Chen, Mo Chen, Yan Qi, Mingqiang Shen, Cheng Wang, Yukai Lu, Zihao Zhang, Hao Zeng, Yong Quan, Fengchao Wang, Yongping Su, Dongfeng Zeng, Song Wang, Junping Wang. Megakaryocytes promote bone formation through coupling osteogenesis with angiogenesis by secreting TGF- $\beta$ 1. *Theranostics*. doi: 10.7150/thno.40559.
144. Lianghua Shen, Sijia Lei, Bin Zhang, Shuaiguang Li, Luyuan Huang, Alexander Czachor, Mason Breitzig, Yuman Gao, Meiyang Huang, Xuemei Mo, Qing Zheng, Hanxiao Sun, Feng Wang. Skipping of exon 10 in Axl pre-mRNA regulated by PTBP1 mediates invasion and metastasis process of liver cancer cells. *Theranostics*. doi: 10.7150/thno.42010.
145. Songling Hu, Lin Zhu, Yimeng Song, Xinrui Zhao, Qianping Chen, Yan Pan, Jianghong Zhang, Yang Bai, Haowen Zhang, Chunlin Shao. Radiation-induced abscopal reproductive effect is driven by TNF- $\alpha$ /p38 MAPK/Rac1 axis in Sertoli cells. *Theranostics*. doi: 10.7150/thno.56853.

Version 2024.03.12